

Flow regulators in 316L stainless steel Series XSCU, XSCO, XMFU and XMFO



These unidirectional and bidirectional flow regulators have a compact design that allows mounting directly on valves or cylinders in environments with aggressive fluids or gases.

GENERAL DATA

Construction	needle type
Valve group	unidirectional and bidirectional controller
Materials	body and regulation screw: 316L stainless steel FKM seals
Mounting	by male/female thread
Threads	G1/8, G1/4, G3/8, G1/2
Installation	in any position
Operating temperature	-10°C ÷ +120°C
Operating pressure	1 ÷ 10 bar (unidirectional regulator) 0 ÷ 10 bar (bidirectional regulator Series XMFO) 0 ÷ 8 bar (bidirectional regulator Series XSCO)
Nominal pressure	6 bar
Nominal diameter	XSCU, XSCO: G1/8 = 4,5 - G1/4 = 6 - G3/8 = 8 - G1/2 = 12 XMFU, XMFO: G1/8 = 7,2 - G1/4 = 7,2 - G3/8 = 12 - G1/2 = 12
Medium	filtered air without lubrication with the unidirectional and bidirectional flow regulators all fluids compatible with the materials of the bidirectional flow regulators

CODING EXAMPLE

X	M	CU	-	M5
X	= INOX			
M	ACTUATION: M = Manual S = Screwdriver			
CU	ASSEMBLY: CU = on cylinders unidirectional CO = bidirectional FU = unidirectional FO = bidirectional			
M5	PORTS: 1/8 = G1/8 1/4 = G1/4 3/8 = G3/8 1/2 = G1/2			

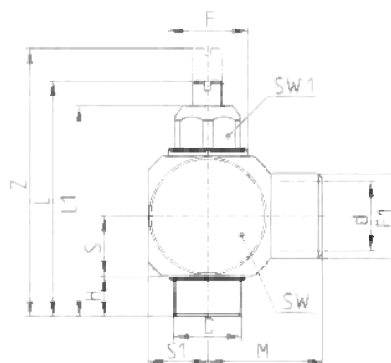
To ensure the right choice of unidirectional flow controller, proceed as follows: calculate the quantity of air in NI/min (see cylinder Table); determine the stroke time of the cylinder; refer to graph to see which controller is the right type.

Unidirectional flow regulators Series XSCU

Screwdriver regulation



DIMENSIONS													
Mod.	D	d	F	F1	H	L	L1	M	S	S1	Z	SW	SW1
XSCU 1/8	G1/8	G1/8	16	15	6	38	36	17	8.5	8	43	16	13
XSCU 1/4	G1/4	G1/4	16	17	8	45	42	22.5	9.5	9.5	48	19	13
XSCU 3/8	G3/8	G3/8	22	22	13	67	63	25	11	13	72	26	20
XSCU 1/2	G1/2	G1/2	22	27	13	73	68	30	12	14	77	30	20

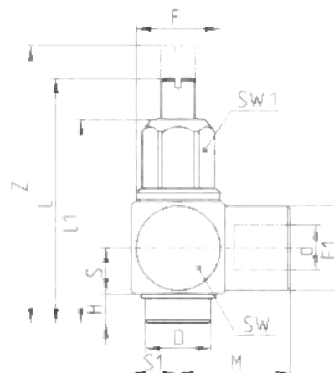


Bidirectional flow regulators Series XSCO

Screwdriver regulation



DIMENSIONS													
Mod.	D	d	F	F1	H	L	L1	M	S	S1	Z	SW	SW1
XSCO 1/8	G1/8	G1/8	15	15	6	38	36	17	8	8	43	16	13
XSCO 1/4	G1/4	G1/4	17	17	8	45	42	23	9	9	48	19	13
XSCO 3/8	G3/8	G3/8	24	22	13	63	63	25	11	13	72	26	20
XSCO 1/2	G1/2	G1/2	27	27	13	68	68	30	14	14	77	30	20

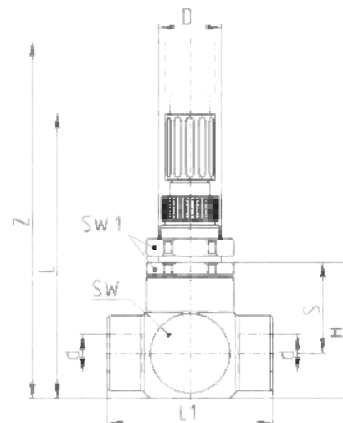


Unidirectional flow regulators Series XMFU

Manual regulation



DIMENSIONS									
Mod.	d	D	H	L	L1	S	Z	SW	SW1
XMFU 1/8	G1/8	M15x0,75	35	77	43	22	82	22	19
XMFU 1/4	G1/4	M15x0,75	35	77	43	22	82	22	19
XMFU 3/8	G3/8	M25x1,5	54	111	65	36	125	36	32
XMFU 1/2	G1/2	M25x1,5	54	111	66	36	125	36	32



Bidirectional flow regulators Series XMFO

Manual regulation



DIMENSIONS									
Mod.	d	D	H	L	L1	S	Z	SW	SW1
XMFO 1/8	G1/8	M15x0,75	35	77	42	21	82	22	20
XMFO 1/4	G1/4	M15x0,75	35	77	42	21	82	22	20
XMFO 3/8	G3/8	M25x1,5	54	111	66	36	125	36	32
XMFO 1/2	G1/2	M25x1,5	54	111	66	36	125	36	32

