

Series MD take-off blocks

Module with interchangeable cartridges: threaded (1/8, 1/4, 3/8) or integrated with super-rapid fitting for tube with Ø 6, 8 and 10 mm (5 outlets) Intermediate junction cartridge (3 outlets) Intermediate junction cartridge with non-return valve



- » Compact design
- » Utilities orientation
- » Cartridge with non-return valve function
- » Power supply block for treatment units mounted on opposite sides

The take-off block can be positioned as desired among the other blocks of the air treatment unit and allows to draw in air from different sides.

The intermediate cartridge, that can also be supplied with a non-return valve, enables to draw in a reduced quantity of air. The take-off block enables to connect two air treatment units that can be mounted on both sides of the block

GENERAL DATA

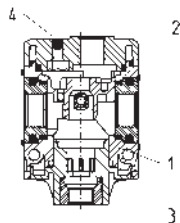
Construction	modular, compact
Materials	see TABLE OF MATERIALS on the following page
Ports - Take-off block	with interchangeable cartridges: 1/8, 1/4 and 3/8 threaded or integrated with super-rapid fitting for tube with Ø 6, 8 and 10 mm
Ports - Joining cartridge with derivation	3/8
Ports - Joining cartridge with VNR	3/8
Derivations - Take-off block	see dimensions table
Derivations - Joining cartridge	2 x 1/8 + 1 x 3/8
Fixing - Take-off block	in-line; wall-mounting by means of through holes in the body or with a support bracket
Operating temperature	-5°C ÷ 50°C
Operating pressure	0 ÷ 16 bar
Nominal flow at 6 bar with Δp = 1 bar	MD1-B00-1/8 = 1300 NL/min MD1-B00-1/4 = 2300 NL/min MD1-B00-3/8 = 3400 NL/min
Fluid	compressed air

CODING EXAMPLE

MD	1	-	B	00	-	1/8
MD	SERIES					
1	DIMENSION: 1 = 42 mm					
B	TAKE-OFF BLOCK					
00	DESIGN TYPE 00 = 5 outlets 01 = 3 outlets (only without cartridges) 02 = Increased inlet					
1/8	PORTS (IN - OUT)*: = without cartridges 1/8 = G1/8 1/4 = G1/4 3/8 = G3/8 6 = tube Ø6 8 = tube Ø8 10 = tube Ø10 * NOTE: if the inlet (IN) cartridge is different from the outlet (OUT) cartridge, both dimensions shall be indicated. Example: MD1-B00-3/8-10					

SERIES MD TAKE-OFF BLOCKS

Series MD take-off block - materials



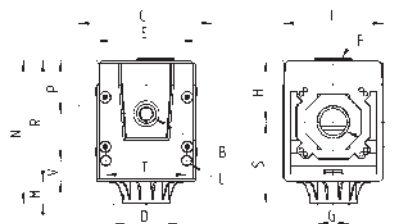
PARTS	MATERIALS
1 = Body	Polyamide
2 = Covering	Polyamide
3 = Plug	Polyamide
4 = Sphere	Stainless steel
Seals	NBR

Take-Off block (5 ways) Mod. MD1-B00

Outlets locations: B (front and rear)
G ; F ; A



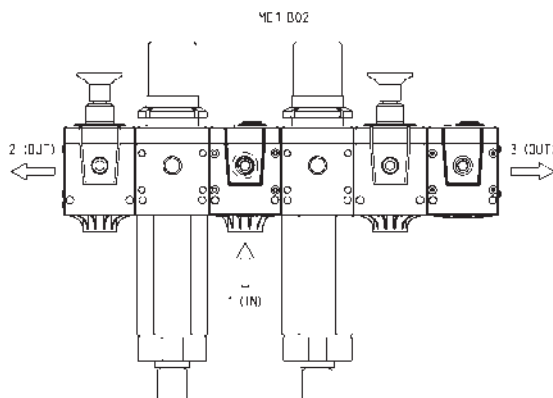
BL01 = Take-off block



Mod.	A	B	C	D	E	F	G	H	I	L	M	N	P	R	S	T	V	Weight (Kg)
MD1-B00	-	G1/8	42	28.5	42	G1/8	G1/8	26.2	43	Ø4	9.5	61.2	22.7	51.7	35.1	34.6	9	0.2
MD1-B00-1/8	G1/8	G1/8	42	28.5	42	G1/8	G1/8	26.2	43	Ø4	9.5	61.2	22.7	51.7	35.1	34.6	9	0.2
MD1-B00-1/4	G1/4	G1/8	42	28.5	42	G1/8	G1/8	26.2	43	Ø4	9.5	61.2	22.7	51.7	35.1	34.6	9	0.2
MD1-B00-3/8	G3/8	G1/8	42	28.5	42	G1/8	G1/8	26.2	43	Ø4	9.5	61.2	22.7	51.7	35.1	34.6	9	0.2
MD1-B00-6	Ø6	G1/8	47	28.5	42	G1/8	G1/8	26.2	43	Ø4	9.5	61.2	22.7	51.7	35.1	34.6	9	0.2
MD1-B00-8	Ø8	G1/8	62	28.5	42	G1/8	G1/8	26.2	43	Ø4	9.5	61.2	22.7	51.7	35.1	34.6	9	0.2
MD1-B00-10	Ø10	G1/8	67	28.5	42	G1/8	G1/8	26.2	43	Ø4	9.5	61.2	22.7	51.7	35.1	34.6	9	0.2
MD1-B02	-	G1/8	42	28.5	42	G1/8	G1/4	26.2	43	Ø4	9.5	61.2	22.7	51.7	35.1	34.6	9	0.2

Use of the take-off block MD1-B02

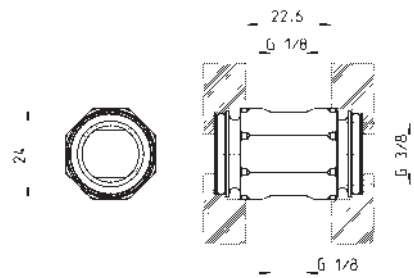
The take-off block MD1-B02 is particularly suitable when Series MD1 modules have to be supplied through the same pressure source.
The modules which are connected to the left side are of LH kind.



Take-Off block (3 outlets) Mod. MD1-B01



The kit is supplied with:
1x intermediate joining cartridge with derivation
4x zinc-plated white special screws Ø4,5 TC/RC

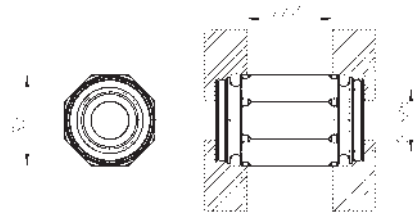


Mod.
MD1-B01

Intermediate joining cartridge with non return valve Mod. MD1-VNR



The kit is supplied with:
1x intermediate joining cartridge
with non return valve
4x zinc-plated white special screws Ø4,5 TC/RC



Mod.
MD1-VNR